

Automobile Claims

In the event of an accident:

- **First, stay calm.** Accidents happen quickly and can be upsetting. Stay calm, and don't argue with others involved in the accident.
- **Prevent additional accidents.** Warn oncoming traffic with a light, flag or similar device.
- **Help the injured.** Do not render first aid unless you are qualified. Call an ambulance if anyone is injured.
- **Call the police.** Don't discuss what happened with anyone except the police.
- **File a report.** In the event that the police are unable to respond to your call, you'll need to go to the nearest police station and file an accident report.
- **Fill out the attached Accident Information form** before leaving the scene of the accident.
- **Alert Montgomery & Graham.** Call us at 503-297-1330 to report the accident. To expedite the call, make sure you have the information on this form completed.

Provided By:

Montgomery & Graham
412 Jefferson Pkwy, Suite 100
Lake Oswego, OR 97035-1232
Tel: 503-297-1330
Fax:
mgbenefits.com

© 2007, 2011, 2014 Zywave Inc. All Rights Reserved.



Auto Accident Record

Keep this in your auto glove box to help you remain organized and focused on what to do in the event of an auto accident



**MONTGOMERY
AND GRAHAM**

*Bringing you tomorrow's insurance
planning strategies today.*

Accident Information

Date:
Time AM/PM:
Location:
Weather Conditions:
Police report number:

Your Vehicle (Vehicle #1)

Make/Model:
License Plate # / State:
Your Injuries:

Other Vehicle (Vehicle #2)

Make/Model:
License Plate # / State:
Driver's Name:
Address:
Driver's License #:
Phone:
Injuries:
Insurance Provider:
Policy #:

Other Persons (Passengers and Pedestrians)

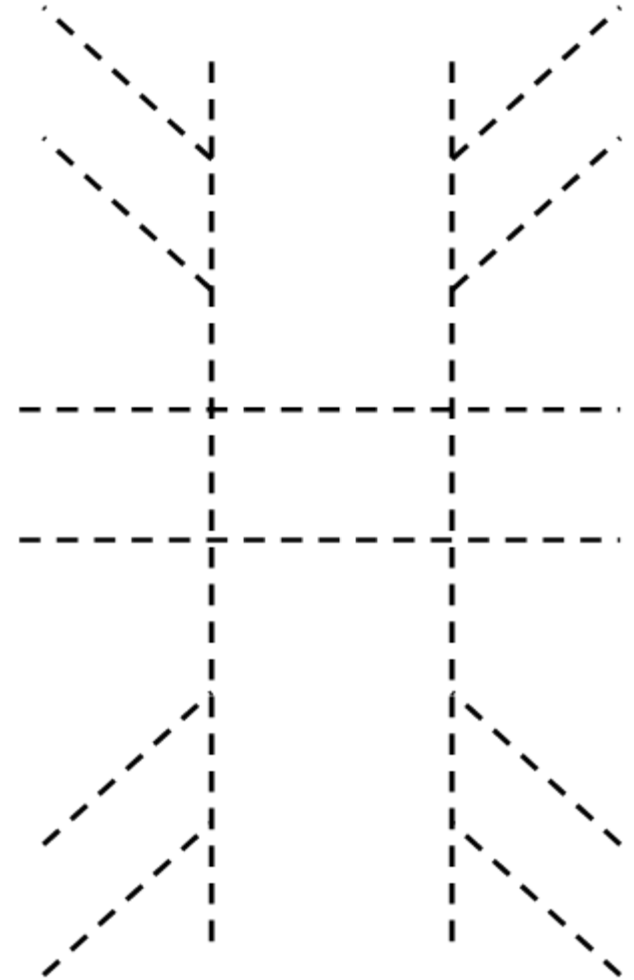
#1. Name:
Age:
Address:
City, State:
Zip:
Phone:
#2. Name:
Age:
Address:
City, State:
Zip:
Phone:

Witnesses


Name:
Address:
City, State:
Zip:
Phone:
Name:
Age:
Address:
City, State:
Zip:
Phone:

Diagram of the Accident Scene


Show the position of all vehicles, pedestrians, etc., using the symbols below.



1. Your vehicle

 Pedestrians

2. Other vehicles, numbered
successively

 Traffic signals